

English

In English, we will be focusing on the following texts:

Misery Moo by Jeanne Willis and Tony Ross .

Toys in Space by Minnie Grey.

Chicken Clicking by Jeanne Willis and Tony Ross.




DT

In DT, we will be learning to investigate a range of puppets and their features.

LO: To follow a design to make a puppet.

LO: To work with fabric to create a finger puppet.

LO: To develop and practise sewing skills.



PSHE


We will be learning about charity and why people donate.

LO: To understand the difference between wants and needs.

LO: To celebrate achievements.

LO: To celebrate the achievement of others.

LO: To fundraise money for a charity.



ICT

We will be collectors.

LO: To search for pictures of toys.

LO: To save pictures.

LO: To collect and insert pictures.



Maths

Our key learning in maths will be...

LO: To read, write and use numbers.

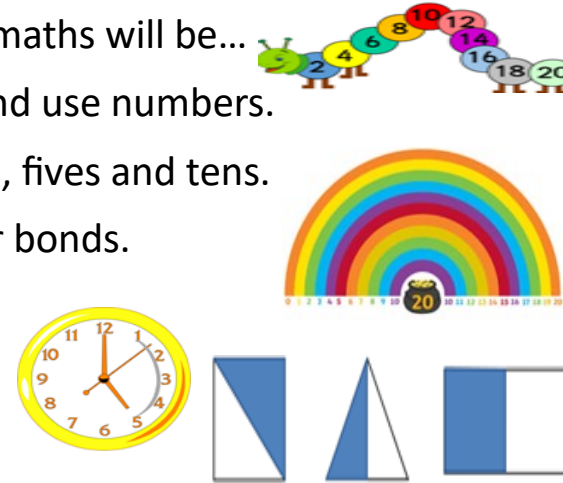
LO: To count in twos, fives and tens.

LO: To learn number bonds.

LO: To make shapes.

LO: To find half.

LO: To tell the time.



Year 1 Spring 1 Toys, Toys, Toys!



History

We will learn about toys from the past and present.

LO: To describe characteristics of toys.

LO: To find out what toys our parents and grandparents played with.

LO: To find out what toys were like in the past.

LO: To identify toys that are old and toys that are new.

LO: To describe similarities and differences.

EXP: To create a label for their toy for our museum.

GDS: To create a poster for old and new toys for our toy museum.



Science

We will be learning about what toys are made from.

Hook: Bring in your favourite toy.

LO: To identify and name everyday materials.

LO: To explore wooden toys and their properties.

LO: To explore plastic toys and their properties.


LO: To explore metal toys and their properties.

LO: To explore fabric toys and their properties.

LO: To recap what we have learnt about materials toys are made from.

EXP: To create a graph based on materials toys are made from.

GDS: To create and compare graphs for old and new toys. Make a conclusion from the data.



RE

We will be learning about special objects.

LO: To explore a Christian special object.

LO: To explore a Jewish special object.

LO: To describe a special religious object.

LO: To explore special religious books.

LO: To learn about special religious clothes.

